

SL1

The SL1 is a designed LED light for industrial as well as other applications where the factors of a small size and flexibility are of great importance. Typical application areas include machine tools, vehicles, the sewing and textile industry, medical machines and any other applications for lighting up smaller surfaces.

LED technology delivers low energy consumption and long service life as well as high vibration durability and virtually no radiated heat in the light beam. The high CRI value ensures high quality of the emitted light. 25° optics are standard but the lamp also comes with interchangeable 8° and 40° optics.

Customized versions are available upon request.

Features Include


- Arm length of 20 inches with swivel joint
- LED service life >25,000 hours
- IP20
- 12-24V AC/DC
- AC/DC adaptor 100-240/12V available as accessory

Applications

- Industrial applications
- Vehicles
- Medical
- Reading light

Benefits

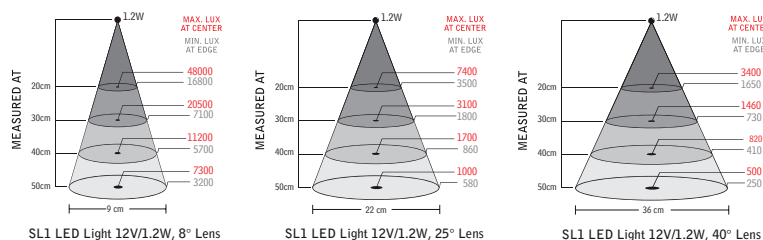
- Long service life
- High quality components
- Easy to change positioning
- Compact and sturdy lamp head
- Designed lamp head
- 8° and 40° optics included



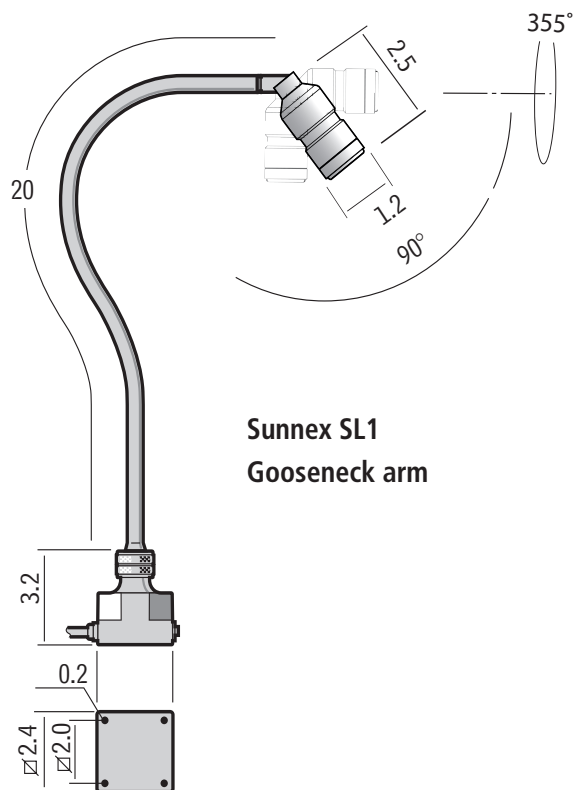


Technical Specifications

Supply voltage	12-24V AC/DC, 6-foot cordset (100-240VAC plugin AC/DC adaptor available)
Power consumption	1.7W
Arm length	20 inches
Color	Black
Color temperature	4000K
IP rating	IP20
Beam angle	25 degrees
Light output	70Lm, 1000Lx at 50 cm distance
Optics	25° with 8° and 40° included in box
Color rendering index	CRI: >90
Lifespan	>50,000 hours



Model	Arm Length	Details	Part Number
SL1	20 inches	Low Voltage	SL1-20SJ



**Sunnex SL1
Gooseneck arm**



Sunnex SL1 Lamp Head

Mounting Accessories



Magnetic base



Table base



C-Clamp



Wall mount

More info about
Accessories
see separate leaflet
sunnexonline.com

Sunnex reserves the right to change this information without further notice and holds no liability for printing errors in this content.

Copyright © Sunnex, Inc. All Rights Reserved.